

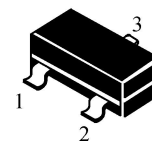
SOT-23 Bipolar Transistor 双极型三极管

SOT-23

■ Features 特点

PNP General Purpose 通用

- 1. BASE
- 2. EMITTER
- 3. COLLECTOR



■ Absolute Maximum Ratings 最大额定值

Characteristic 特性参数	Symbol 符号	BC856 A/B/C	BC857 A/B/C	BC858 A/B/C	Unit 单位
Collector-Base Voltage 集电极基极电压	V_{CBO}	-80	-50	-30	V
Collector-Emitter Voltage 集电极发射极电压	V_{CEO}	-65	-45	-30	V
Emitter-Base Voltage 发射极基极电压	V_{EBO}	-5	-5	-5	V
Collector Current 集电极电流	I_C	-100			mA
Power dissipation 耗散功率	$P_C(T_a=25^\circ\text{C})$	200			mW
Thermal Resistance Junction-Ambient 热阻	$R_{\theta JA}$	625			$^\circ\text{C}/\text{W}$
Junction and Storage Temperature 结温和储藏温度	T_J, T_{stg}	-55to+150 $^\circ\text{C}$			

■ Device Marking 产品打标

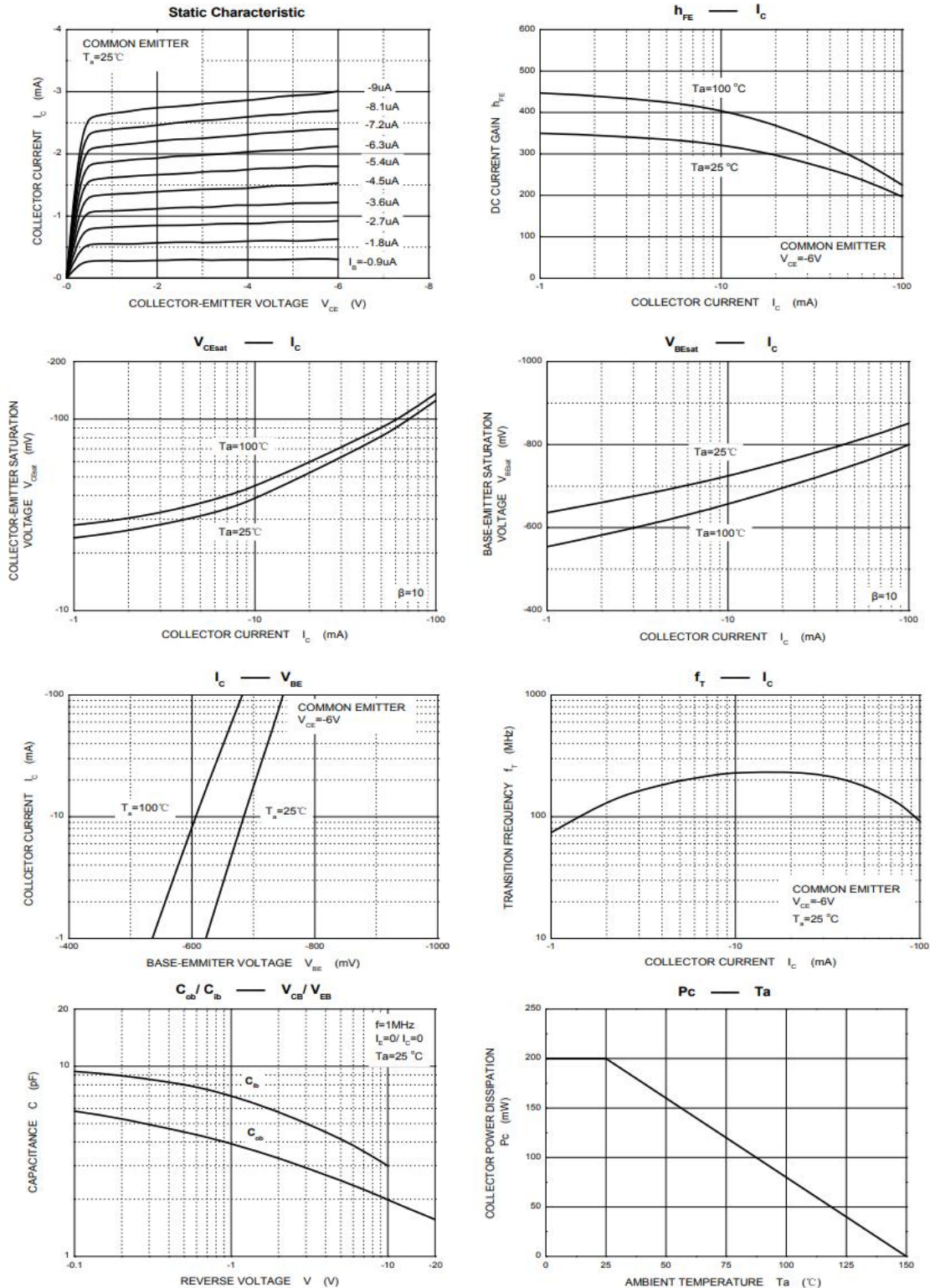
H_{FE}		125-250(A)	220-475(B)	420-800(C)
Mark	BC856	3A	3B	3C
	BC857	3E	3F	3G
	BC858	3J	3K	3L

■ Electrical Characteristics 电特性

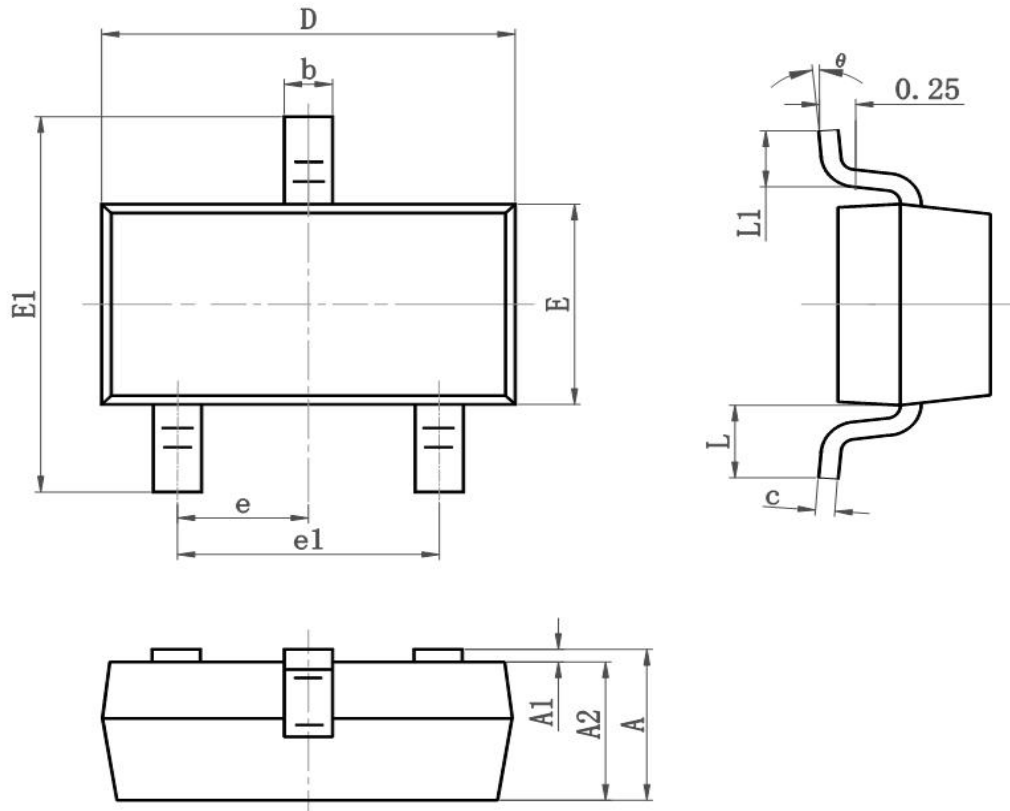
($T_A=25^\circ\text{C}$ unless otherwise noted 如无特殊说明, 温度为 25°C)

Characteristic 特性参数		Symbol 符号	Min 最小值	Type 典型值	Max 最大值	Unit 单位
Collector-Base Breakdown Voltage 集电极基极击穿电压 ($I_C = -10\mu\text{A}$, $I_E = 0$)	BC856A/B/C BC857A/B/C BC858A/B/C	BV_{CBO}	-80 -50 -30	—	—	V
Collector-Emitter Breakdown Voltage 集电极发射极击穿电压 ($I_C = -10\text{mA}$, $I_B = 0$)	BC856A/B/C BC857A/B/C BC858A/B/C	BV_{CEO}	-65 -45 -30	—	—	V
Emitter-Base Breakdown Voltage 发射极基极击穿电压 ($I_E = -10\mu\text{A}$, $I_C = 0$)		BV_{EBO}	-5	—	—	V
Collector-Base Leakage Current 集电极基极漏电流	BC856A/B/C($V_{CB} = -70\text{V}, I_E = 0$) BC857A/B/C($V_{CB} = -50\text{V}, I_E = 0$) BC858A/B/C($V_{CB} = -30\text{V}, I_E = 0$)	I_{CBO}	—	—	-100	nA
Emitter-Base Leakage Current 发射极基极漏电流 ($V_{EB} = -5\text{V}$, $I_C = 0$)		I_{EBO}	—	—	-100	nA
DC Current Gain 直流电流增益 ($V_{CE} = -5\text{V}, I_C = -2\text{mA}$)	BC856A/BC857A/BC858A BC856B/BC857B/BC858B BC856C/BC857C/BC858C	H_{FE}	125 220 420	185 295 610	250 475 800	
Collector-Emitter Saturation Voltage 集电极发射极饱和压降 ($I_C = -100\text{mA}$, $I_B = -5\text{mA}$)		$V_{CE(sat)}$	—	—	-0.5	V
Base-Emitter Saturation Voltage 基极发射极饱和压降 ($I_C = -100\text{mA}$, $I_B = -5\text{mA}$)		$V_{BE(sat)}$	—	—	-1.1	V
Transition Frequency 特征频率 ($V_{CE} = -5\text{V}$, $I_C = -10\text{mA}$)		f_T	100	—	—	MHz
Output Capacitance 输出电容 ($V_{CB} = -10\text{V}$, $I_E = 0$, $f = 1\text{MHz}$)		C_{ob}	—	4.5	—	pF

■ Typical Characteristic Curve 典型特性曲线



■Dimension 外形封装尺寸



Symbol	Dimensions In Millimeters		Dimensions In Inches	
	Min	Max	Min	Max
A	0.900	1.150	0.035	0.045
A1	0.000	0.100	0.000	0.004
A2	0.900	1.050	0.035	0.041
b	0.300	0.500	0.012	0.020
c	0.080	0.150	0.003	0.006
D	2.800	3.000	0.110	0.118
E	1.200	1.400	0.050	0.055
E1	2.250	2.550	0.089	0.100
e	0.900	1.00	0.035	0.039
e1	1.800	2.000	0.071	0.079
L	0.500	0.600	0.020	0.024
L1	0.300	0.500	0.012	0.020
θ	0°	8°	0°	8°