

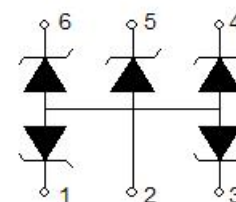

## SOT-23-6L ESD 静电保护二极管

### ■ Features 特点

Five Un-directional Lines 五通道单向  
ESD Protection 静电保护

### ■ Applications 应用

Cellular handsets and accessories 蜂窝手机及配件  
Personal Digital Assistants 个人数码助手  
Notebooks & Handhelds 笔记本与手持机  
Portable Instrumentation 桌面仪器



### ■ Internal Schematic Diagram 内部结构

### ■ Device Marking 产品打标

$V_{RWM}(V)$	5	7	12	15
Marking	.S05	.S07	.S12	.S15

### ■ Absolute Maximum Ratings 最大额定值

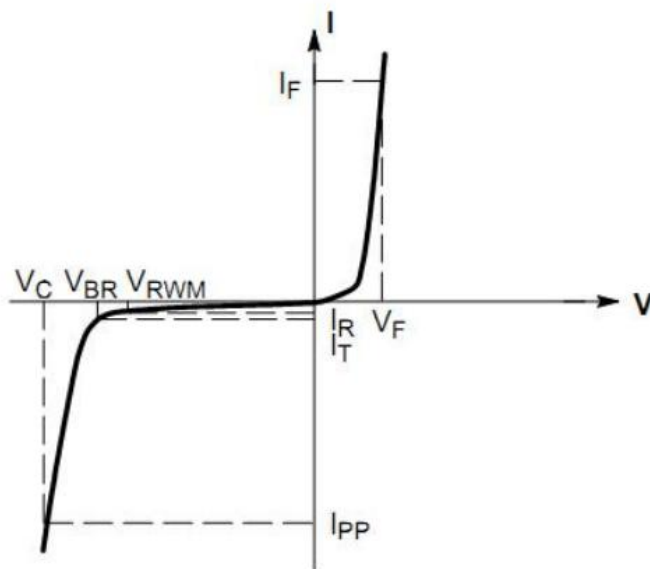
Characteristic 特性参数	Symbol 符号	Rat 额定值	Unit 单位
ESD (IEC61000-4-2 contact discharge) @25°C接触放电	$V_{ESD}$	$\pm 30$	KV
ESD (IEC61000-4-2 air discharge) @25°C空气放电	$V_{ESD}$	$\pm 30$	KV
Peak Pulse Power @25°C峰值脉冲功率	$P_{PK}$	350	W
Lead Temperature 管脚温度	$T_L$	260	°C
Lead Solder Time 管脚焊接时间	$T_L$	10	S
Operating Temperature 工作温度	$T_{op}$	-40~125	°C
Junction Temperature 结温	$T_J$	-55~150	°C
Storage Temperature 储存温度	$T_{stg}$	-55~150	°C

■ **Electrical Characteristics 电特性**

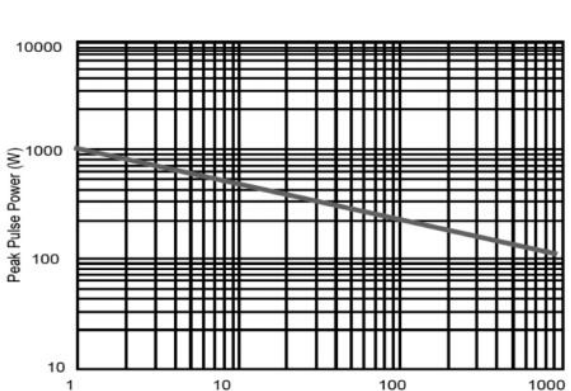
( $T_A=25^{\circ}\text{C}$  unless otherwise noted 如无特殊说明, 温度为  $25^{\circ}\text{C}$ )

Part No.型号	$V_{RWM}(V)$	$V_{R(BR)}(V)$	$V_C(V)@I_T=1A$	$I_{PP}(A)$	$V_C(V)@I_T=I_{PP}$	$I_R(\mu A)$	$C_J(pF)$
FSNC236T5V5UA	5.0	6.0	9.0	22.0	15.0	1.0	200
FSNC236T7V5UA	7.0	7.5	11.0	20.0	20.0	1.0	150
FSNC236T12V5UA	12.0	13.0	18.0	15.0	30.0	1.0	90
FSNC236T15V5UA	15.0	16.0	25	12.0	35.0	1.0	70

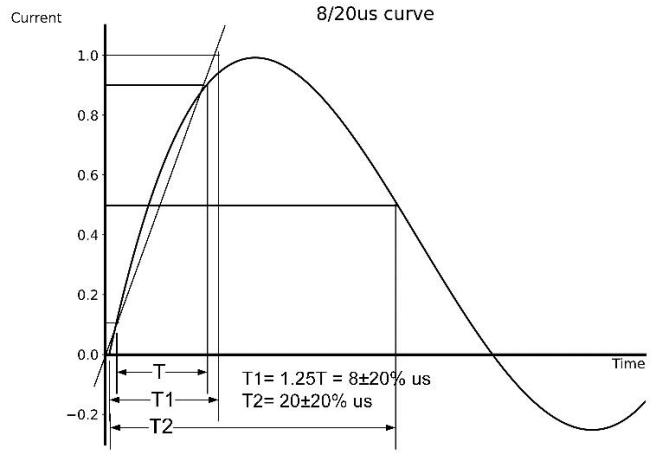
$V_{RWM}$	Reverse Working Voltage 反向工作电压
$V_{R(BR)}$	Reverse Breakdown Voltage 反向击穿电压@ $I_T=1mA$
$I_T$	Test Current 测试电流
$I_R$	Reverse Leakage Current 反向漏电流@ $V_{RWM}$
$V_C$	Clamping Voltage 钳位电压
$I_{PP}$	Reverse Peak Pulse Current 浪涌电流
$C_J$	Junction Capacitance 结电容 $V_{I0}=0V, V_{P-P} = 30mV, f = 1MHz$



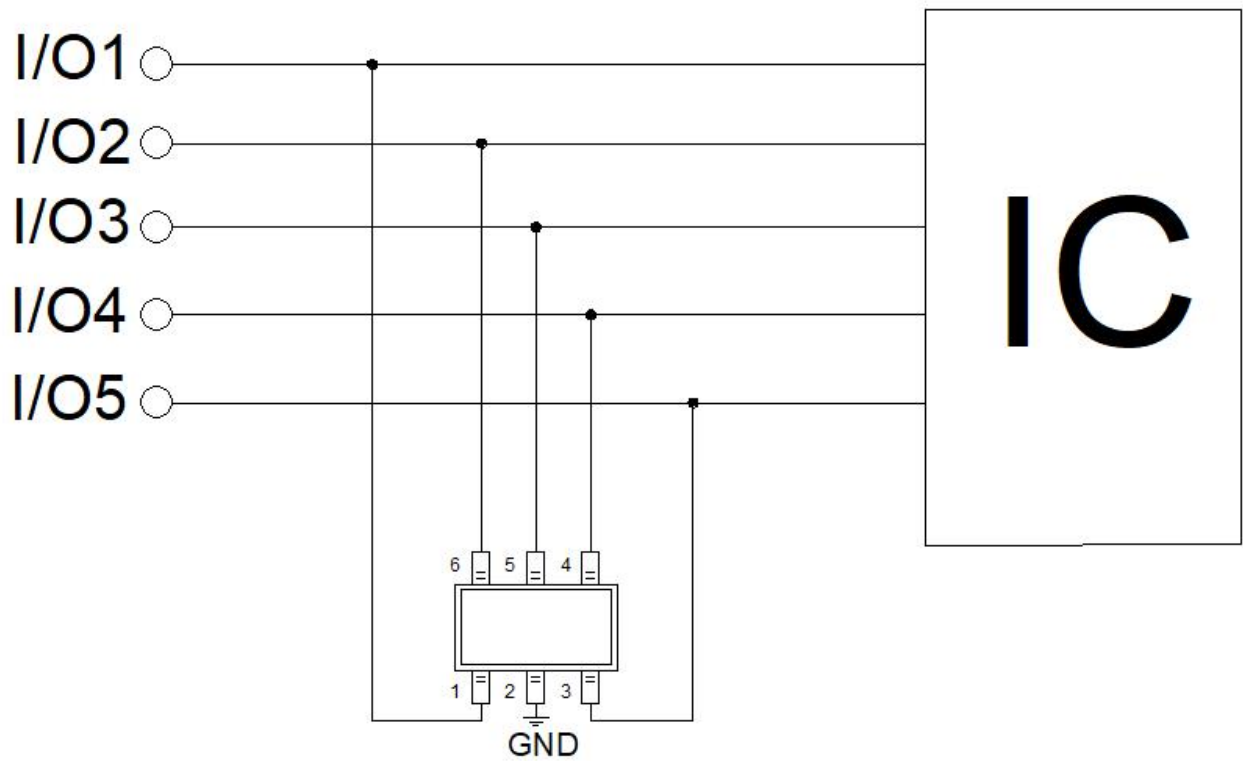
■ Typical Characteristic Curve 典型特性曲线



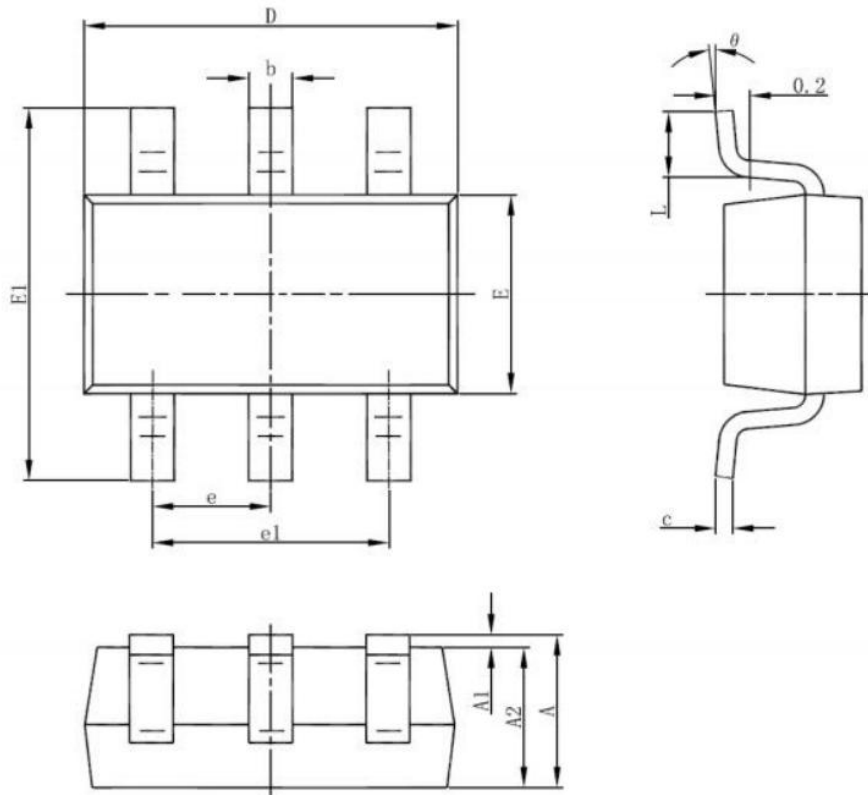
Non-repetitive peak pulse power vs. pulse time



■ Typical Application 典型应用



■ Dimension 外形封装尺寸



Symbol	Dimensions In Millimeters		Dimensions In Inches	
	Min	Max	Min	Max
A	1.050	1.250	0.041	0.049
A1	0.000	0.100	0.000	0.004
A2	1.050	1.150	0.041	0.045
b	0.300	0.500	0.012	0.020
c	0.100	0.200	0.004	0.008
D	2.820	3.020	0.111	0.119
E	1.500	1.700	0.059	0.067
E1	2.650	2.950	0.104	0.116
e	0.900	1.00	0.035	0.039
e1	1.800	2.000	0.071	0.079
L	0.450	0.650	0.018	0.026
L1	0.300	0.600	0.012	0.024
$\theta$	0°	8°	0°	8°